

# 100m Butterfly Men Final

Official

13NZR	13 Years New Zealand Short Course Record 2021-06-12 	58.99	Mason Wang WAIK
14NZR	14 Years New Zealand Short Course Record 2022-06-11	57.23	Mason Wang UNIAK
NZR	Open New Zealand Short Course Record 2009-08-11  Australia	50.42	Corney Swanepoel  ROSAK
18NZR	18 Years New Zealand Short Course Record 2004-11-28	51.67	Corney Swanepoel  ROSAK

Show more














 Qualified

 Summary

## 1 C Final

Official

heat Started at: 06:08 PM (- 1 min)

Lane	Competitor	Age	Club	RT	FINA	Rank	Result
0	 Jack Keepa	19	 Mt M...	+0.66		6	57.82
	25m: 12.23		50m: 26.96 (14.73)				
	75m: 42.26 (15.30)		100m: 57.82 (15.56)				
1	 Zac Alexan...	16	 Pirat...	+0.69		10	59.00
	25m: 12.50		50m: 27.55 (15.05)				
	75m: 43.17 (15.62)		100m: 59.00 (15.83)				
2	 Paul Kim	17	 Nort...	+0.67		5	57.76
	25m: 12.17		50m: 26.61 (14.44)				
	75m: 41.86 (15.25)		100m: 57.76 (15.90)				
3	 Malik Amin ...	16	ACU ...	+0.64		4	57.38
	25m: 12.23		50m: 26.53 (14.30)				
	75m: 41.64 (15.11)		100m: 57.38 (15.74)				
4	 Kalaa Hall (V)	18	St An...	+0.76		1	55.97
	25m: 11.53		50m: 25.53 (14.00)				
	75m: 40.43 (14.90)		100m: 55.97 (15.54)				
5	 Fernando ...	33	Dann...	+0.70		2	57.19
	25m: 11.92		50m: 26.14 (14.22)				
	75m: 41.29 (15.15)		100m: 57.19 (15.90)				
6	 William Sey...	17	 Tasm...	+0.68		3	57.28
	25m: 11.62		50m: 26.57 (14.95)				
	75m: 41.85 (15.28)		100m: 57.28 (15.43)				
7	 Eligh Ashby	19	 Nept...	+0.72		7	58.03

25m: 11.88      50m: 26.47 (14.59)  
75m: 42.00 (15.53)      100m: 58.03 (16.03)




















8  Orlando Ha... 15  Hamil... +0.69 8 58.31  
25m: 12.14      50m: 26.77 (14.63)  
75m: 42.31 (15.54)      100m: 58.31 (16.00)

9  Curtis Mell... 20  Nept... +0.71 9 58.54  
25m: 12.50      50m: 27.72 (15.22)  
75m: 43.10 (15.38)      100m: 58.54 (15.44)

## 2 B Final

Official




















heat Started at: 06:10 PM (- 1 min)

Lane	Competitor	Age	Club	RT	FINA	Rank	Result
0	 Jacob Hum... 14  Nort... +0.75 9 58.59 25m: 12.13      50m: 26.86 (14.73) 75m: 42.29 (15.43)      100m: 58.59 (16.30)						
1	 Tom Dreaver 21  Whar... +0.65 3 55.65 25m: 11.78      50m: 25.85 (14.07) 75m: 40.50 (14.65)      100m: 55.65 (15.15)						
2	 Blair Helms 21  Nort... +0.65 1 54.51 25m: 11.52      50m: 25.33 (13.81) 75m: 39.82 (14.49)      100m: 54.51 (14.69)						
3	 Thomas Wi... 19  Jasi ... +0.71 5 56.14 25m: 12.25      50m: 26.47 (14.22) 75m: 40.93 (14.46)      100m: 56.14 (15.21)						
4	 Joshua Am... 20  Capit... +0.73 2 54.75 25m: 11.90      50m: 25.62 (13.72) 75m: 40.05 (14.43)      100m: 54.75 (14.70)						
5	 David Zhu 17  Porir... +0.67 6 56.24 25m: 11.67      50m: 25.85 (14.18) 75m: 40.88 (15.03)      100m: 56.24 (15.36)						
6	 Sam Kenny 17  Coas... +0.68 4 55.67 25m: 11.76      50m: 25.88 (14.12) 75m: 40.56 (14.68)      100m: 55.67 (15.11)						
7	 Kokoro Fro... 20  Otaki... +0.62 7 56.50 25m: 11.53      50m: 25.74 (14.21) 75m: 40.78 (15.04)      100m: 56.50 (15.72)						
8	 Daniel Kreg... 15 Rosk... +0.69 DSQ						
9	 Isaac Gear 15  Mt E... +0.65 8 58.48 25m: 12.21      50m: 27.08 (14.87) 75m: 42.56 (15.48)      100m: 58.48 (15.92)						

## 3 A Final

Official

heat Started at: 06:13 PM

Lane	Competitor	Age	Club	RT	FINA	Rank	Result
0	 Joel Cramp...	21	 Capit...	+0.66		5	54.47
	25m: 11.62		50m: 25.47 (13.85)				
	75m: 39.72 (14.25)		100m: 54.47 (14.75)				
1	 Alex Odom	18	 Ice B...	+0.65		7	55.64
	25m: 11.28		50m: 25.08 (13.80)				
	75m: 39.72 (14.64)		100m: 55.64 (15.92)				
2	 Joshua Toi...	21	ACU ...	+0.60		6	54.94
	25m: 11.81		50m: 25.44 (13.63)				
	75m: 39.95 (14.51)		100m: 54.94 (14.99)				
3	 Christopher...	25	 Vikin...	+0.65		1	52.45
	25m: 11.13		50m: 24.05 (12.92)				
	75m: 37.76 (13.71)		100m: 52.45 (14.69)				
4	 Wilrich Coe...	26	 Coas...	+0.61		3	52.77
	25m: 11.20		50m: 24.52 (13.32)				
	75m: 38.29 (13.77)		100m: 52.77 (14.48)				
5	 Ben Littlejohn	21	 St P...	+0.61		2	52.66
	25m: 11.08		50m: 24.38 (13.30)				
	75m: 38.28 (13.90)		100m: 52.66 (14.38)				
6	 MacAllister ...	21	 Nort...	+0.61		4	53.39
	25m: 11.28		50m: 24.92 (13.64)				
	75m: 38.94 (14.02)		100m: 53.39 (14.45)				
7	 Hugo Wrat...	18	 Jasi ...	+0.69		9	56.83
	25m: 11.82		50m: 26.27 (14.45)				
	75m: 41.21 (14.94)		100m: 56.83 (15.62)				
8	 William Ca...	28	 Whar...	+0.72		7	55.64
	25m: 11.77		50m: 25.83 (14.06)				
	75m: 40.60 (14.77)		100m: 55.64 (15.04)				
9	 Oliver Mouat	16	 St P...	+0.63		10	57.54
	25m: 11.47		50m: 26.01 (14.54)				
	75m: 41.31 (15.30)		100m: 57.54 (16.23)				